




Welcome!

Orientation Days for international students

uni-siegen.de

2. April 2024





	Tuesday, 02.04.	Wednesday, 03.04.	Thursday, 04.04.	Friday, 05.04.
Morgens / Morning	<p>9.30 a.m. AR-K 116</p> <p>Willkommen / Welcome Erste Schritte / First steps in Siegen</p>	<p>9.30 a.m. AR-K 116</p> <p>Alles zum Studium I / How to study I</p>	<p>9.30 a.m. AR-K 116</p> <p>Living in Germany - Do's and Dont's - Tipps und Tricks zum Leben in Deutschland</p>	<p>09:30 a.m. US-C 103</p> <p>Intercultural Awareness / Interkulturelle Session</p>
	Mittag / Lunch	Mittag / Lunch	Pizza!	Mittag / Lunch (Mensa US)
Nachmittags / Afternoon	<p>Ca. 1.30 p.m. Vor der Mensa / In front of Mensa</p> <p>Campus Tour</p>	<p>Ca. 2 p.m. AR-K 116</p> <p>How to study II / Alles zum Studium II</p>	<p>2 p.m.</p> <p>Library Tour / Bibliotheksführung</p>	<p>City Tour Stadtführung</p>
Abends / Evening		Movie night*	<p>7 p.m. Schabernack, Kornmarkt 10, 57072 Siegen</p> <p>Internationaler Stammtisch</p>	Pub crawl*

Orientation BINGO



Collect as many Siggis as you can to get a nice surprise gift from us!

All you have to do is showing us the stamp card at the end of the certain event!



ISA Newsletter

Stay updated! 😊



SCAN ME



partici.fi/53567630



First steps

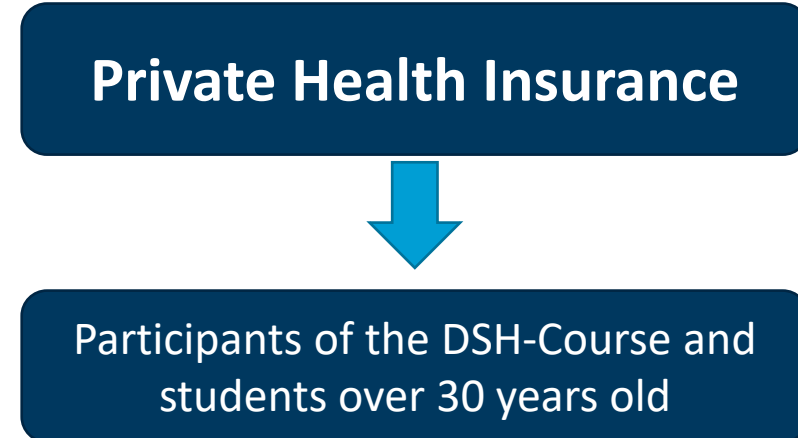
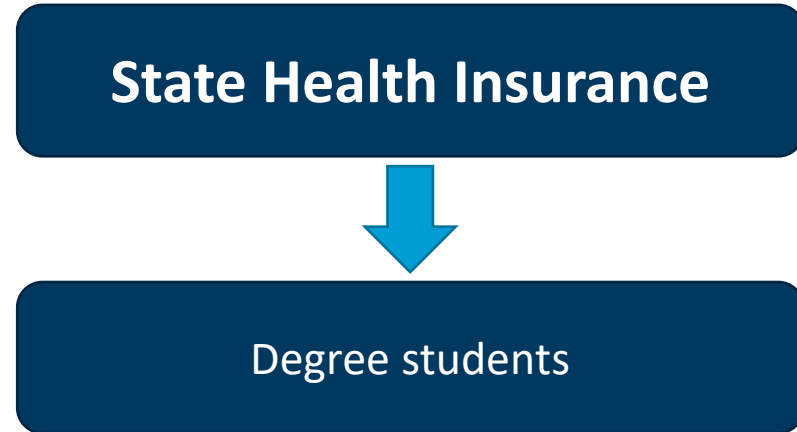


The first administrative steps



- ✓ Health insurance, Enrolment
- Activation of the email address
- Signing the rental contract
- Registration of the apartment address with the city (city hall)
- Opening a bank account
- Registration for Broadcasting Fees
- Taking out a liability insurance
- Application for a residence permit

Healthcare System



- Everyone **MUST** have a health insurance.
- You can choose your insurance company by yourself.
- Especially if you go for private health insurance: please check if everything important is covered! (Please note: pregnancy for example is often not covered)
- If you have any questions feel free to turn to us.

Info:



Registration at unisono & Enrolment



- 1.) Registration at unisono
 - Enter your personal data
 - Upload documents and a photo
- 2.) Welcome email
- 3.) Transfer of the semester fee
- 4.) Enrolment + distribution of the USi-Card

If you do not have a German address yet, the Usi-Card will not be sent. As soon as you have a German address, please send it via email to registration@zv.uni-siegen.de and change it in unisono (and / or get an appointment to pick it up on campus).



As soon as you arrive in Siegen, please put your name
on your letter box!!

USiCard

- = electronic student ID card of the University of Siegen
- can be activated as a library card
- valid for 5 years



When you are travelling (to another state or city outside of NRW) always have a valid ticket. **Otherwise you will have to pay 60 Euros!**

Deutschlandticket

- Beginning on April 1st, University of Siegen students will be able to purchase their D-Ticket via the VWS (Verkehrsbetriebe Westfalen-Süd GmbH) App

Android: <https://play.google.com/store/apps/details?id=de.amcon.ticketingapp.prod.vws&pli=1>

Apple: <https://apps.apple.com/de/app/vws-tickets/id6447968648>

https://www.uni-siegen.de/zsb/docs/sonstiges/deutschlandsemesterticket_de.pdf?m=e

The USiCard will continue to work as a library ID at the University Library, presuming that it has been activated for this function.



Welcome money



You have the possibility to get a refund for the local semester ticket for the first time you register in Siegen!

Steps:

1. Register your new address at the Bürgerbüro.
2. Go to AStA and bring:
 - Your UsiCard
 - The „Erstwohnsitz-Meldebescheinigung“ you get when you register your address.

AStA

<https://www.asta.uni-siegen.de/>

Wifi & student email account

- After successful enrolment
- Activation on unisono („Student’s corner“ -> „ZIMT Account“ -> link)
- Check your email account regularly as university administration and lecturers will use it frequently.
- Activation of student’s email account is very important! All important information will be sent to this email address.



Registration in Siegen



ATTENTION:

For registration you must make an **appointment** in advance!

<https://www.terminland.de/StadtSiegen/>

Please bring the following:

- ✓ Passport
- ✓ „Wohnungsgeberbestätigung“ – confirmation by your landlord (form that has to be filled in by your landlord)

<https://www.siegen.de/fileadmin/cms/olsformulare/WohnungsgeberbestaetigungEinzugInclSpeichern.pdf>

„Wohnungsgeberbestätigung“ example

EINZUG Wohnungsgeberbestätigung zur Vorlage bei der Meldebehörde (§ 19 Bundesmeldegesetz (BMG))

Auszug aus §19 Abs. 1 Satz 1 und 2 BMG
Mitwirkung des Wohnungsgebers
(1) Der Wohnungsgeber ist verpflichtet, bei der An- oder Abmeldung mitzuwirken.
Hierzu hat der Wohnungsgeber oder eine von ihm beauftragte Person der meldepflichtigen Person den Einzug oder Auszug schriftlich oder elektronisch innerhalb der in §17 Absatz 1 oder 2 genannten Fristen (2 Wochen) zu bestätigen.

Angaben zum Wohnungsgeber:	
Familienname / Vorname oder Bezeichnung bei einer juristischen Person:	_____
Straße / Hausnummer / Adressierungszusätze:	_____
PLZ / Ort:	_____
Telefonnummer: (Angabe freiwillig)	_____

- Der Wohnungsgeber ist gleichzeitig Eigentümer der Wohnung - oder -
 Der Wohnungsgeber ist nicht Eigentümer der Wohnung. Der Name und die Anschrift des Eigentümers lauten:
Familienname/Vorname oder
Bezeichnung bei einer juristischen Person: _____
Straße / Hausnummer /
Adressierungszusätze: _____
PLZ / Ort: _____

Anschrift der Wohnung in die eingezogen wird:	
Straße / Hausnummer:	_____
Zusatzangaben (z.B. Stockwerks- oder Wohnungsnummer):	_____
PLZ / Ort:	_____

In die oben genannte Wohnung ist/sind am _____ folgende Person/en eingezogen:
Datum Einzug

Familienname: _____ Vorname: _____

Familienname: _____ Vorname: _____

Familienname: _____ Vorname: _____

Familienname: _____ Vorname: _____



Bank account

You need to open a bank account for regular transfers.

You can activate automatic (monthly) payments, for example for your rent.

Bank comparison:



Broadcast contribution (Rundfunkbeitrag)

- The German Rundfunkbeitrag is an obligation for all citizens full of age. It funds radio and television (**even if you do not have a TV or Radio**).
- ONE flat= ONE Rundfunkbeitrag (contribution)
18,36 Euro €/month
- Each (shared) flat/ apartment only has to pay once. If more than one person lives in this flat/ apartment, only one person transfers money and all the others have to transfer their part to the paying person.

Important: everyone has to register! You can then indicate the number of the paying person to the contribution service, if it's not yourself (ask your roommates for the number!).

Please register: www.rundfunkbeitrag.de



Broadcast contribution (Rundfunkbeitrag)

Payment rhythm

There is the possibility to change the frequency of the payment
(e.g. every 3 months or every 6 months).

For 3 months → 55,08 Euro

For 6 months → 110,16 Euro

Payment method

SEPA-Lastschrift
Bank transfer



Liability Insurance and Contents Insurance



If you hurt someone or break something it can become very expensive in Germany!

- This is why a liability insurance is advisable.
- Costs just a few euros per month.
- You can get one for example at an insurance company or at a bank.

Liability Insurance and Contents Insurance

Liability Insurance	Contents Insurance
<p>e.g. if you:</p> <ul style="list-style-type: none">• hurt someone• damage something• lose your keys (included only in some insurance policies)	<p>In your home e.g.:</p> <ul style="list-style-type: none">• fire• damage by water• burglary <p>→ For some rental agreements contents insurance is required</p>



Visa/ Residence Permit



Visa and Residence Permit

This applies to students who are **not** an EU- or EEA-citizen (European Union or European Economic Area):

- You have to apply for a residence permit before your visa expires
- Ask for an appointment at the Foreigners' Registration Office („Ausländerbehörde“) of the city or the region of Siegen
- Please bring: passport + certificate of studies

Please remember to ask for an extension in time!



Visa and Residence Permit

According to the Foreigners' Registration Office, your studies have to be completed within a specific time frame (usually standard period of study +50%)

- Bachelor: 6 semesters + 3 semesters → 9 semesters
- Master: 4 or 5 semesters + 2 semesters → 6-7 semesters

This means: **20 credit points per semester!**

If your studies happen to take longer let the Foreigners' Registration Office know ahead of time so problems can be avoided!

If you want to **change your course of studies**, you are only allowed to do so during the **1st-3rd semester**. In any case, you should talk to the Foreigners' Registration Office before!!



Visa and Residence Permit

You can get the extension as well as further information at the **Foreigners' Registration Office**.



Please always stay polite and honest!!

If you face any problems, feel free to contact us (ISA) → we'll do our very best to help you!

TIPS

If you get a letter from the Foreigners' Registration Office (or other) that you do not understand, please come to us and ask for help.

Do not ignore letters from any authorities!

Finances / Working possibilities

Please plan your finances early enough because you do not get any financial support from ISA, the University or the city!

If you need help planning your finances, please turn to us!

Please note: International students are allowed to work 140 full or 280 half days within one year!

Attention: if you do not have any German language knowledge, it will be hard to find a job.
So: work on your German! 😊



Job Placement

Room AR-D 4102 + 4103

Adolf-Reichwein-Str. 2

57076 Siegen

Phone: 0271/740 – 2060

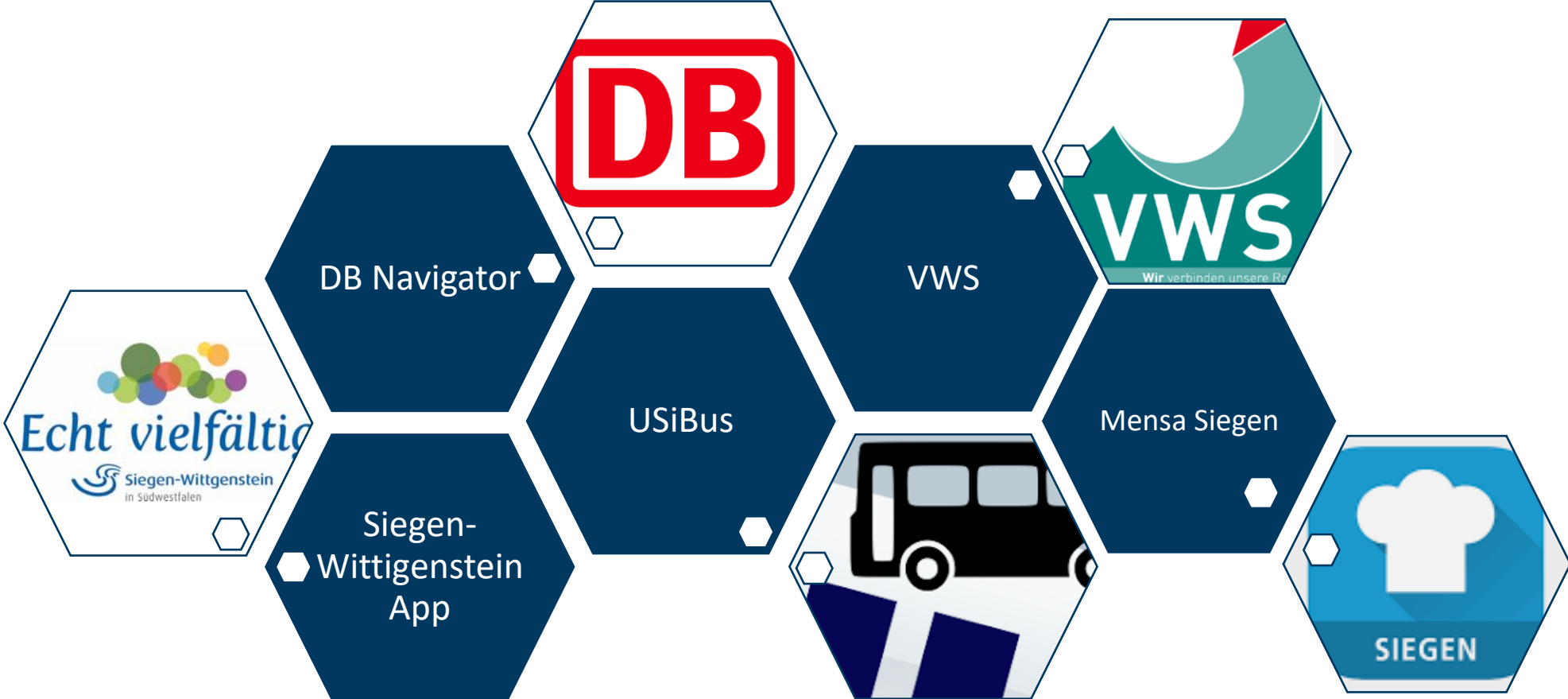
E-Mail: Jobvermittlung@zv.uni-siegen.de

Further information and job offers:

www.jobvermittlung.uni-siegen.de



Useful Apps



Information about your studies

All information regarding timetables and study contents will be given in the Introduction for the First Semester Students (ESE), from your academic advisor, the Examinations Office and/or the Student Council:

www.uni-siegen.de/ease



The semester will start on
April 1, 2024
The lecture periods start on
April 8, 2024



Information about
Deadlines and
General Dates:



Public Holidays in Germany 2024 (Feiertage)

Date	Holiday
April 1	Easter Monday (Ostermontag)
May 1	Labour day (Tag der Arbeit)
May 9	Ascension Day (Christi Himmelfahrt)
May 20	Whit Monday (Pfingstmontag)
May 30	Corpus Christi (Fronleichnam)
October 3	German Unity Day (Tag der deutschen Einheit)
November 1	All Saints' Day (Allerheiligen)
December 25+26	Christmas Days (1. und 2. Weihnachtsfeiertag)
January 1	New Year (Neujahr)

Shops will be closed!!



Some dates differ from year to year.
Holidays might be different in other states!

Lecture free days
May 18-21 Pentecost
December 21-January 6 Christmas

Uni Campus / Buildings

Building	Abbreviation
Adolf-Reichwein-Straße	AR
Hölderlin	H
Paul-Bonatz	PB
Emmy-Noether-Campus	ENC
Unteres Schloss	US
Weidenauer Straße	WS
And others	

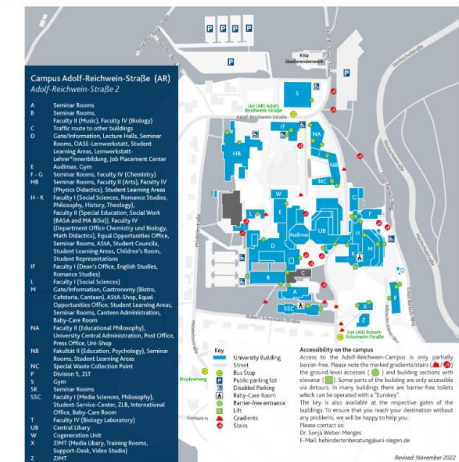
There are several campus / buildings at the university!

Overview:



http://www.uni-siegen.de/start/kontakt/anfahrt_und_lageplaene/?lang=de

Campus Adolf-Reichwein-Straße (AR)



Help and counselling



If you face any problem or you have questions, please contact us!

Students' representatives
(Allgemeiner
Studierendenausschuss= AStA)
www.asta.uni-siegen.de

Psychological Counselling
(Psychologische Beratung)
www.uni-siegen.de/zsb/psychologische/?lang=d

Family Service Office
(Familienservicebüro)
www.uni-siegen.de/familiengerechte_hochschule/familienservicebuero

Security on Campus
0271 – 740 2600
bmteam@uni-siegen.de

Accident/ Fire/ Emergency
112 / 911
(the whole Europe and free of charge)



Department ISA



The department International Student Affairs is happy to be there for you :

Our tasks:

- Advising and supporting international degree-seeking-students
- Advising and supporting exchange students (incoming, outgoing)
- Advising on stays abroad (semesters abroad, language assistance, internships, etc.)



Eva Grottschreiber



Advising and
supporting for
international degree
seeking students

Eva.grottschreiber@zv.uni-siegen.de

Alicia Platt



Advising and
supporting for
international
exchange students

Alicia.platt@zv.uni-siegen.de

Stefanie Aha



Supporting
Degree-Seeking
Students

stefanie.aha@zv.uni-siegen.de

Gwendolyn Lange



Student assistant

Isa-incoming@zv.uni-siegen.de

María F. Eivar Fonseca



Student assistant

incoming.erasmus@zv.uni-siegen.de

Merve Altun



Student assistant

sieguver@zv.uni-siegen.de



Contact persons for international students

Department STARTING

The department STARTING is responsible for:

- Advice on application and university admission for applicants with a foreign school or university degree
- Admission to studies for foreign students
- Enrollment, issuing of unisono access data, re-registration, leave of absence, change of study program and ex-matriculation
- Organization and implementation of German language courses to prepare students for their studies

The team will be happy to help you!



You can find the presentations online 😊

The screenshot shows the 'International' page of the University of Siegen website. The navigation menu on the left includes 'Home', 'University of Siegen', 'Schools/Faculties', 'Studies', 'Research', 'International Affairs', 'Career', 'News and Press', and 'Contact'. The 'International Affairs' menu item is highlighted. The main content area is divided into three columns: 'WELCOME TO SIEGEN', 'GO ABROAD', and 'CAMPUS INTERNATIONAL'. Under 'WELCOME TO SIEGEN', the 'International Exchange Students' link is highlighted. Under 'GO ABROAD', the 'Students' link is highlighted. Under 'CAMPUS INTERNATIONAL', the 'Orientation Programs' link is highlighted.



The 'EXCHANGE STUDENTS' section features six sub-sections: 'Exchange in Siegen', 'Organization', 'Life in Siegen', 'Campus Life', 'Orientation Programs', and 'Information for Departments'. The 'Orientation Programs' sub-section is highlighted with a yellow border.

The 'Orientation Programs' page includes a header image of students, a welcome message, and a list of orientation programs. The 'Presentations' option is highlighted with a yellow border.

Dear students,
Welcome to the University of Siegen - we are delighted to have you join us (soon)!

Before lectures start, the Department of International Student Affairs offers an Orientation for Erasmus+ exchange students and international degree seeking students who start their studies in winter or summer semester. We guide you through the enrolment process, prepare your registration with local authorities, and provide general information on studies in Siegen, student services and campus life.

The student society Erasmus Student Network (ESN) ² supports us during the Welcome Weeks and organizes social events in the afternoons and evenings.

Find our orientation programs here:

- + Exchange students
- + Degree seeking students (Bachelor + Master)
- + Presentations

Questions?



Cambridge University Library
11 12
QUEBEAT
ANDER MARGUS
ROY DAMRO & THE
AMERICANIZATI BOYS
1995-2018

The next days...



Wednesday

9.30 a.m. – around 4 p.m.

moodle

unison




- Studying in Siegen part I
(introduction to unisono, moodle,
information on the Germany way of
studying)
- Lunch
- Studying in Siegen part II

Thursday

9.30 a.m. – around 4 p.m.

- Living in Germany – Tips and Tricks
- Leisure Time activities
- Pizza (You are invited 😊)
- Library Tour

Evening program: International
Stammtisch at **Schabernack**,
(Kornmarkt 10, 57072 Siegen)
7pm



Friday

9.30 p.m. – around 4 p.m.



➤ Intercultural Awareness

➤ Lunch

➤ City Tour

➤ Evening program:
Pub Crawl with ESN

And now...

- Now: Let's go to the **Mensa!**
- Afterwards:
Campus tour
(Meeting point: In front of the Mensa)



How does the Mensa work?



Mensa Instruction

Step 1: Get your tray and cutlery and check the displays

- The displays will show you, which meal will be offered at which station.

Step 2: Choose your meal and your side dishes

- Go to the counter and order your dish. You will get it immediately. The Mensa offers a variation of side dishes along the main meal (salads, desserts...). Now it is time to choose what you like the most 😊

Step 3: Payment

- Go to the cashier and show them your UsiCard. Pay cashless whenever possible, there is only one cash check out.



Step 4: Enjoy!

Step 5: Bring your tray to the cleaning station

Thank you!

See you tomorrow!!

Follow us



on Instagram



Quellen der verwendeten Bilder:
<https://suedwestfalen.portal.pixelboxx.com> - www.pexels.com - <https://pixabay.com> - www.uni-siegen.de



FOLLOW
int.students_siegen



SCAN ME

