



Orientation
Days

SOSE 2024

uni-siegen.de

Studying in Siegen –
What do I need to know?



We are going to talk about...

- **Types of lectures**
- **unisono**
- **moodle**
- **how to register for exams**
- **library**
- **and much more...**



Academic structure in Germany



In Germany a lot of independence is required of you.

You have to create your timetable yourself.

Students are supposed to prepare and follow-up on their own and report when they have questions or problems.



A photograph of a library aisle. The shelves are filled with books, and several warm-toned light bulbs hang from the ceiling, creating a soft, ambient glow. The perspective is from the end of the aisle, looking down its length.

Types of classes

Lecture

- Professor recites content from scripts and students take notes
- Participants are expected to be less actively engaged
- Large group
- Usually exam at the end of semester



Seminar

- Medium-sized groups, more intensive work
- Active participation is expected: give accompanying thoughts, ask questions, discuss etc.
- Academic evaluation differ: presentation, term paper...



Excercise course

- Exercises on the contents of lectures
- Smaller groups with a tutor
- Active participaton of students



Classes/ courses

- Usually once per week for 90 minutes



„s.t.“

course starts at exact time

seminar from 12-2 p.m. = 12.00-1.30 p.m.

„c.t.“

course starts 15 min later

seminar from 12-2 p.m. = 12.15 – 1.45 p.m.



→ teachers/ docents decide „s.t.“ or „c.t.“

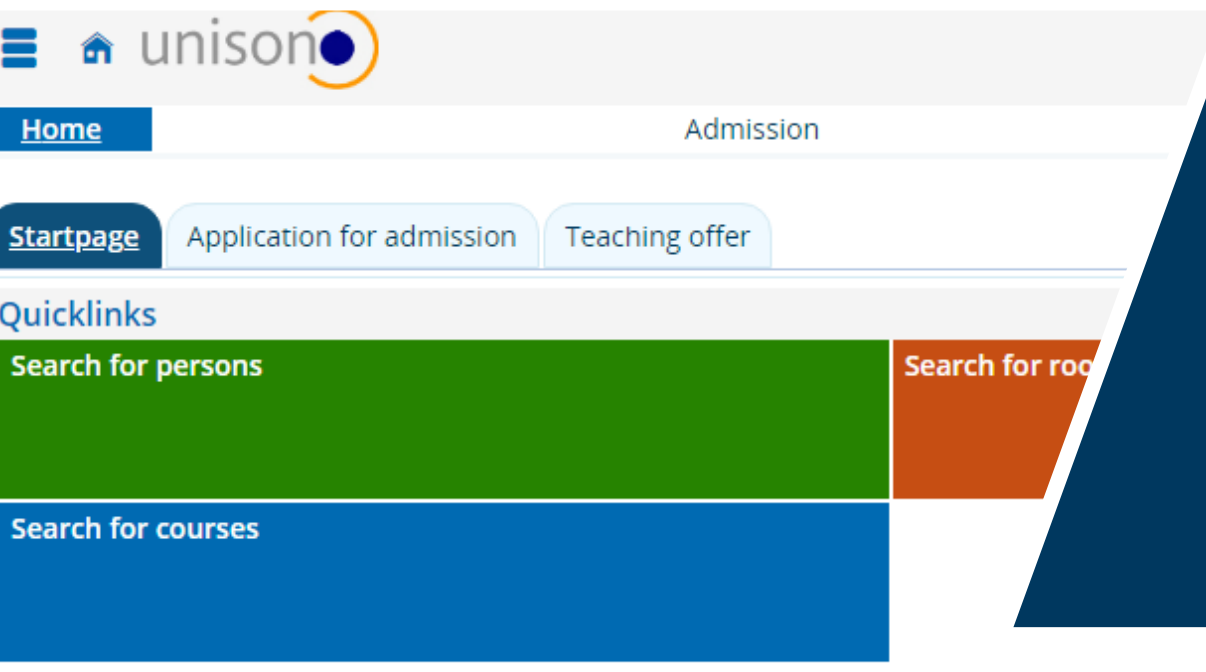
- or as a **compact course**
 - ✓ during weekends (~2)
 - ✓ or in one week during semester break → very intensive



Unisono – Your Headquarter



Recommendation:
don't use your phone
for the registration



- Course catalogue
- Certificate of studies
 - My functions → Administration of study → Study report
- Registration for courses
- Registration for exams
- Overview of academic achievements/ credit points (e.g. for Foreigners' Registration Office)
- Change of address / contact details

How to create your timetable of courses and how to register for courses



What is unisono?



<https://www.youtube.com/watch?v=zDIJMgpVkeE>

Schedule

In order to create your schedule you need:

Studienordnung/ Prüfungsordnung/ Modulhandbuch
(study and/ or exam regulations and/ or module manual)

You can find them on the homepage of the course of studies or on the examination office



The screenshot shows the website of the University of Siegen, Faculty IV, Department Maschinenbau. The navigation menu on the left includes: Startseite, Department Maschinenbau, Institute, Departmentbüro, Praktikantenamt, Prüfungsamt, Übersicht, (Prüfungs-)Termine, Anmeldung zu Prüfungen, Anmeldeformulare, Studienpläne, Prüfungsordnungen, Modulhandbücher, and Bewerbung zum Master-Studium. The main content area displays the title "Übersicht der Modulhandbücher und Modulelementhandbücher" and lists the following documents: Maschinenbau PDF, Maschinenbau (dual) PDF, Maschinenbau (dual genial) PDF, and Fahrzeugbau PDF. A search bar is visible on the right side of the page.

Modulhandbuch/Prüfungsordnung (exam regulations)



Modulhandbuch
für den Studiengang

BSc. Maschinenbau

Inhalt:

- i. Studienverlaufsplan
- ii. Liste der Modulverantwortlichen
- iii. Modulbeschreibungen



Modulhandbuch – Bachelor 1 Hauptfach Maschinenbau

i. Studienverlaufsplan

BSc. Maschinenbau (2010)		SWS	ECTS-CP	Prüfung	SWS	ECTS-CP	Prüfung	SWS	ECTS-CP	Prüfung	SWS	ECTS-CP	Prüfung	SWS	ECTS-CP	Prüfung			
Modul/Modulelement	Veranst.-Nr.	1. Sem.			2. Sem.			3. Sem.			4. Sem.			5. Sem.			6. Sem.		
Mathematisch-naturwissenschaftliche Grundlagen		4M AB01000V																	
Modul P1: Mathematik A																			
	Analysis I und lineare Algebra	4MAB00310V	7	8,0	SP2														
Modul P2: Mathematik B																			
	Analysis II und gewöhnl. Differentialgl.	4MAB00320V				6	8,0	SP2											
Modul P3: Mathematik C																			
	Vektoranalysis u. part. Differentialgl.	4MAB00330V							5	6,0	SP2								
Modul P4: Naturwissenschaften für Maschinenbau																			
	Chemie für Maschinenbau	4MAB00730V	3	4,0	SP1														
	Physik für Maschinenbau	4MAB00725V				3	4,0	SP1											
Modul P5: Informatik																			
	Einführung in die Informatik I	4MAB00685V	3	3,0	SP1														
	Einführung in die Informatik II	4MAB00690V				2	2,0	LN											
		Summe (29 SWS, 35 ECTS)																	
Ingenieurwissenschaftliche Grundlagen		4M AB02000V																	
Modul P6: Technische Mechanik A																			
	Statik	4MAB00420V	4	5,0	SP2														
Modul P7: Technische Mechanik B																			
	Elastostatik	4MAB00430V				4	5,0	SP2											
Modul P8: Technische Mechanik C																			
	Dynamik	4MAB00440V							4	5,0	SP2								
Modul P9: Numerische Verfahren																			
	Einführung in Numerische Methoden und FEM	4MAB00340V									4	5,0	SP2						
Modul P10: Technische Thermodynamik																			

Here you can find: how many hours per week you have classes, credit points, kinds of examination, in which semester you should do the course.

Schedule

In order to create your schedule you need:

1. **Studienordnung/ Prüfungsordnung/ Modulhandbuch**
(study and/ or exam regulations and/ or module manual)

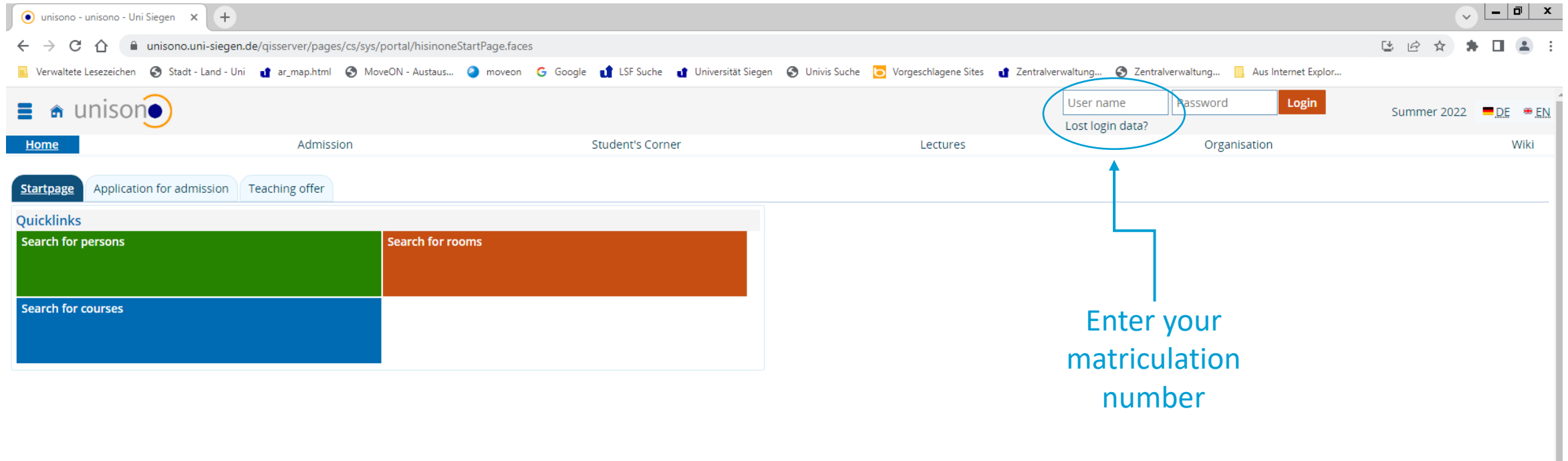


You can find them on the homepage of the course of studies or of the examination office

2. **Vorlesungsverzeichnis (course cataloge in unisono)**

Don't panic! You'll get help from your faculty!

A screenshot of the University of Siegen website. The top navigation bar is dark blue with white text. The logo 'Universität Siegen' is on the left, and the slogan 'Zukunft menschlich gestalten' is in the center. The navigation menu includes: Studieninteressierte, Studierende, Nachwuchsförderung, Forschende, Beschäftigte, Alumni, BürgerInnen, Wirtschaft, Presse, Mail, unisono, and Formulare. The 'unisono' link is circled in blue. Below the navigation bar, there is a search bar and a footer with 'Wir verwenden Google für...'. The page is titled '/ start /'.



The screenshot shows the website unisono.uni-siegen.de. The browser address bar shows the URL `unisono.uni-siegen.de/qjsserver/pages/cs/sys/portal/hisisonoStartPage.faces`. The website header includes the **unisono** logo, a navigation menu with links for [Home](#), [Admission](#), [Student's Corner](#), [Lectures](#), [Organisation](#), and [Wiki](#), and the current semester **Summer 2022** with language options **DE** and **EN**. A login form is located in the top right, featuring a **User name** input field, a **Password** input field, and a **Login** button. A blue circle highlights the **User name** field, and a blue arrow points from the text **Enter your matriculation number** to this field. Below the login form, there is a **Lost login data?** link. On the left side, there is a **Quicklinks** section with three buttons: **Search for persons** (green), **Search for rooms** (orange), and **Search for courses** (blue). The browser's address bar and toolbar are visible at the top, showing various search engines and bookmarks.

Enter your
matriculation
number

Schedule



The screenshot shows the unison website interface. The top navigation bar includes 'Admission', 'Student's Corner', 'My Studies' (highlighted with a red circle), 'Lectures', 'Organisation', and 'User information'. Below the navigation bar, there is a search bar, a language selector set to 'English', and a 'Startseite' button. The main content area features an 'Info channel' with news about unisono, including a notice about updates on 3.02.2020 regarding stays abroad. A 'News feed Uni Siegen (German language)' is also visible. At the bottom, there is a message about a 'Starterpaket für den Jobeinstieg'.

The detailed view of the 'My Studies' page shows a sidebar menu on the left with the following items: 'Planner of studies with Module plan', 'Schedule', 'Assignments and registrations', 'My achievements', 'Student Service', and 'Course plan'. The main content area on the right contains the following sections:

- Planner of studies with Module plan**
Remark moduls, enroll lectures and sign in for examinations
- Schedule**
See events and examinations in your personal schedule
- Assignments and registrations**
Get an overview of your examinations and courses
- My achievements**
Get an overview of your achievements, i.e. examinations or visited lectures.
- Student Service**
Get an overview of your status, contact details, invoices and payments. Create reports, reregistration
- Course plan**
Course plan, filled with my semester and course of studies.

Schedule

The screenshot shows the 'My Studies' page in the unison system. At the top, there is a navigation bar with 'My Studies' selected. Below it, a breadcrumb trail reads 'You are here: Home > My Studies > Planner of studies with Module plan'. The main content area features a 'Show Module plan' button and a 'Printview' icon. A dropdown menu for 'Events' is set to 'winter term 2020', with an arrow pointing to it from the text 'Enter current semester'. Below this is a search bar for the course catalog. The main table, titled 'Structure of examination regulations - All subject related semesters', lists the following modules:

	Actions	Status
- Master Kommunikation und Fremdsprachen im Beruf - Professionelle Kommunikation Englisch (2012)		
+ 1KFB00E - Starting Module - core elective - 9.0 Credits		Your actual sta Term of the ex
+ 1KFB01 - Theory and Analysis of Linguistic Communication - core elective - 9.0 Credits		Your actual sta Term of the ex
+ 1KFB02 - Professional Communication 1 - core elective - 9.0 Credits		Your actual sta Term of the ex
+ 1KFB03 - Professional Communication 2 (only for PK) - core elective - 9.0 Credits		Your actual sta Term of the ex
+ 1KFB04 - Professional Communication 3 (only for PK) - core elective - 9.0 Credits		Your actual sta Term of the ex

Annotations include a vertical label 'Modules' on the left with arrows pointing to the module rows, and a label 'Name of studies' with an arrow pointing to the first row of the table.

Schedule

Module number and name

- 1KFB02 - Professional Communication 1 - core elective - 9.0 Credits
- 1KFB2-VG1 - Kommunikation in Institutionen - compulsory ← Module part 1
- Assigned elsewhere in your curriculum. To fade in please click on the link:
↔ Communication in Professional Settings
- 380310 - Communication in Institutions - compulsory - 3.0 Credits
- 1KFB2-VG2 - Angewandte Gesprächsforschung - compulsory ← Module part 2
- 1GERM2039V - Sprache im Fach - Seminar - core elective
- 380320 - Applied Conversation Analysis - compulsory - 3.0 Credits
- 380399 - Examination in Professional Communication 1 - core elective - 3.0 Credits

Apply for courses

International Production Engineering and Management | 4MAB70700V | Lecture

Back

Term Winter 2020/21

Basic data **Parallelgroups / Appointments** University course catalog Linked examinations Modules / Courses of study Documents

Title International Production Engineering and Management Eventtype Event/Exercise
Number 4MAB70700V Frequency of offer nur im Wintersemester
Hours per week 2.0

Organis Term Winter 2020/21

Basic data **Parallelgroups / Appointments** University course catalog Linked examinations Modules / Courses of study Documents

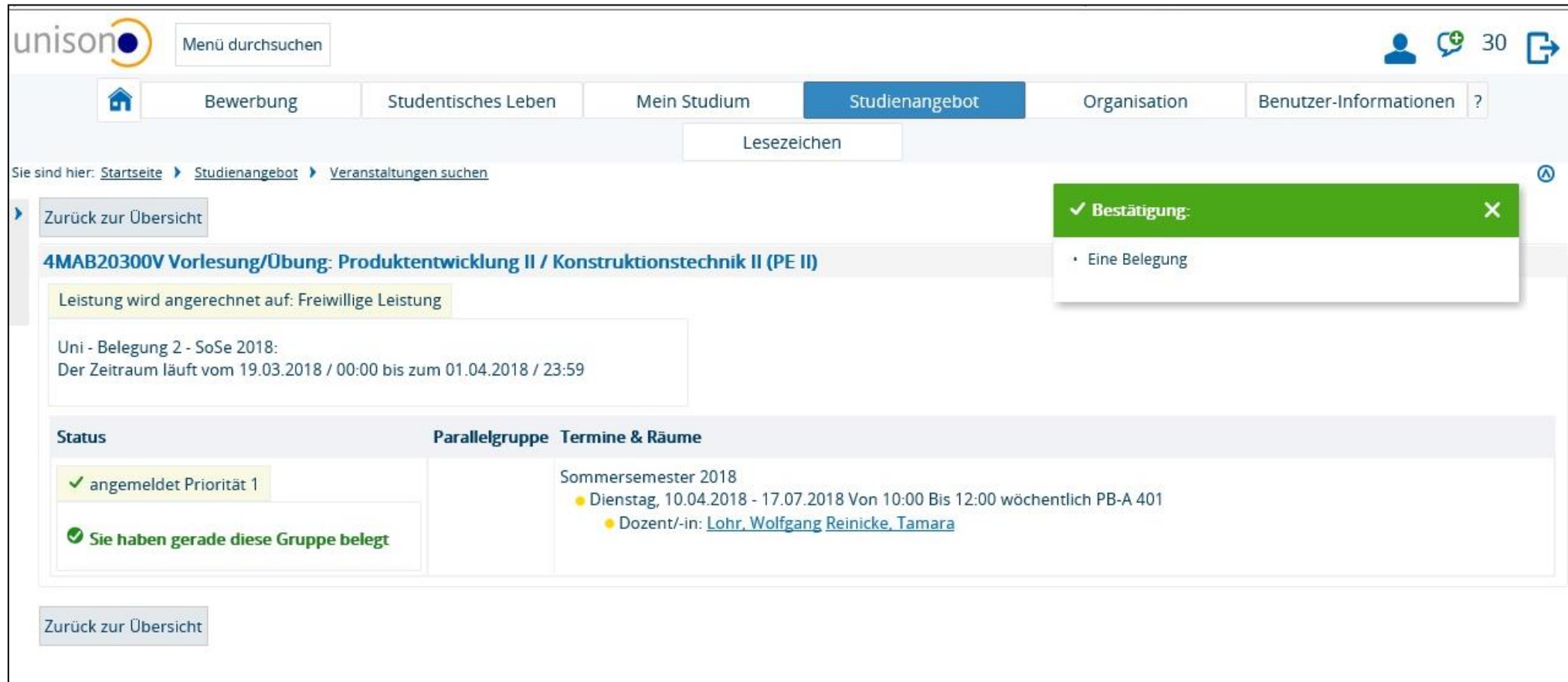
International Production Engineering and Management

pre-booking for schedule Export data as iCalendar (ics) Showing single dates. Open details

Hours per week 2.0
Teaching language german
Responsible Univ.-Prof. Dr.-Ing. Peter Burggräf

Rhythm	Weekday	From - To	Cancellation date	Start date - End date	Exp. Att.	Comment	Performing lecturers	Room
Weekly	Mon	4:00 PM - 6:00 PM	<ul style="list-style-type: none">10/26/202012/21/202012/28/202001/04/2021	Nov 2, 2020 - Feb 8, 2021			Univ.-Prof. Dr.-Ing. Peter Burggräf	PB-A 342/1

Apply for courses



The screenshot shows the unison web portal interface. At the top, there is a search bar with the text "Menü durchsuchen" and a user profile icon with a notification count of 30. The main navigation menu includes "Bewerbung", "Studentisches Leben", "Mein Studium", "Studienangebot" (highlighted in blue), "Organisation", and "Benutzer-Informationen". Below the navigation, there is a breadcrumb trail: "Sie sind hier: Startseite > Studienangebot > Veranstaltungen suchen". A green confirmation box is overlaid on the right side of the page, containing a checkmark and the text "Bestätigung:" followed by a list item "• Eine Belegung". The main content area displays the course details for "4MAB20300V Vorlesung/Übung: Produktentwicklung II / Konstruktionstechnik II (PE II)". A yellow highlight indicates "Leistung wird angerechnet auf: Freiwillige Leistung". Below this, it states "Uni - Belegung 2 - SoSe 2018: Der Zeitraum läuft vom 19.03.2018 / 00:00 bis zum 01.04.2018 / 23:59". A table with two columns, "Status" and "Parallelgruppe Termine & Räume", shows the application status. The "Status" column contains two entries: "angemeldet Priorität 1" and "Sie haben gerade diese Gruppe belegt". The "Parallelgruppe Termine & Räume" column contains the text "Sommersemester 2018" followed by two bullet points: "Dienstag, 10.04.2018 - 17.07.2018 Von 10:00 Bis 12:00 wöchentlich PB-A 401" and "Dozent/-in: Lohr, Wolfgang Reinicke, Tamara". At the bottom left, there is a button labeled "Zurück zur Übersicht".

After application for courses, wait for:

AN = Angemeldet (registered)

ZU = Zugelassen (accepted)

WL = Warteliste (waiting list)

AB = Abgelehnt (rejected; course will be deleted automatically)

Apply and register for examinations

Different for exchange students

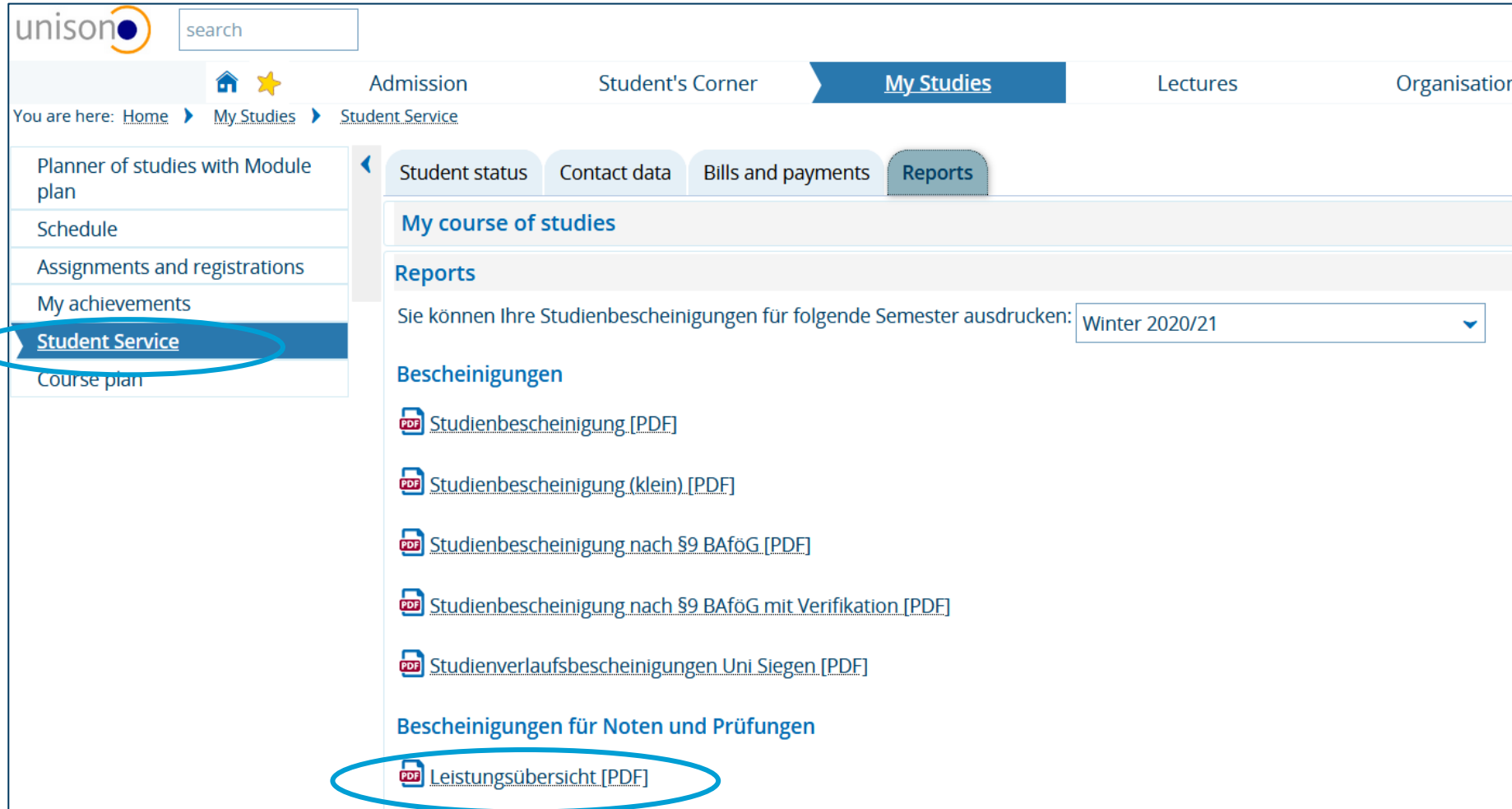


[1KFB02 - Professional Communication 1](#) - core elective - 9.0 Credits

- [1KFB2-VG1 - Kommunikation in Institutionen](#) - compulsory
Assigned elsewhere in your curriculum. To fade in please click on the link:
 [Communication in Professional Settings](#)
- [380310 - Communication in Institutions](#) - compulsory - 3.0 Credits
- [1KFB2-VG2 - Angewandte Gesprächsforschung](#) - compulsory
- [1GERM2039V - Sprache im Fach](#) - Seminar - core elective
- [380320 - Applied Conversation Analysis](#) - compulsory - 3.0 Credits
- [380399 - Examination in Professional Communication 1](#) - core elective - 3.0 Credits

Registration for exams has to be done after some weeks only!!

Leistungsübersicht – (List of achievements) credits & grades



The screenshot displays the unison student portal interface. At the top left is the unison logo and a search bar. The navigation menu includes 'Admission', 'Student's Corner', 'My Studies' (highlighted), 'Lectures', and 'Organisation'. Below the navigation, a breadcrumb trail reads 'You are here: Home > My Studies > Student Service'. A left sidebar menu lists various options, with 'Student Service' circled in blue. The main content area is titled 'My course of studies' and contains a 'Reports' tab. Under 'Reports', there is a dropdown menu set to 'Winter 2020/21'. Below this, a section titled 'Bescheinigungen' lists several PDF links, with 'Leistungsübersicht [PDF]' circled in blue at the bottom. Other links include 'Studienbescheinigung [PDF]', 'Studienbescheinigung (klein) [PDF]', 'Studienbescheinigung nach §9 BAföG [PDF]', 'Studienbescheinigung nach §9 BAföG mit Verifikation [PDF]', and 'Studienverlaufsbescheinigungen Uni Siegen [PDF]'. A section titled 'Bescheinigungen für Noten und Prüfungen' is also visible.

Certificate of study



unison search

Admission Student's Corner **My Studies** Studies Programs offered Organisation User information ? Bookmarks

Startseite +

Layout One Column

News-Feed Uni Siegen

Medizin neu denken: Neuer Studiengang Humanme
Message from 14.03.2018 at 13:42 o'clock
Universitäten Bonn und Siegen sowie Siegener Klinik-Verbund schließen Kooperationsvertrag. Studiengang startet zum Wintersemester 2018/19.

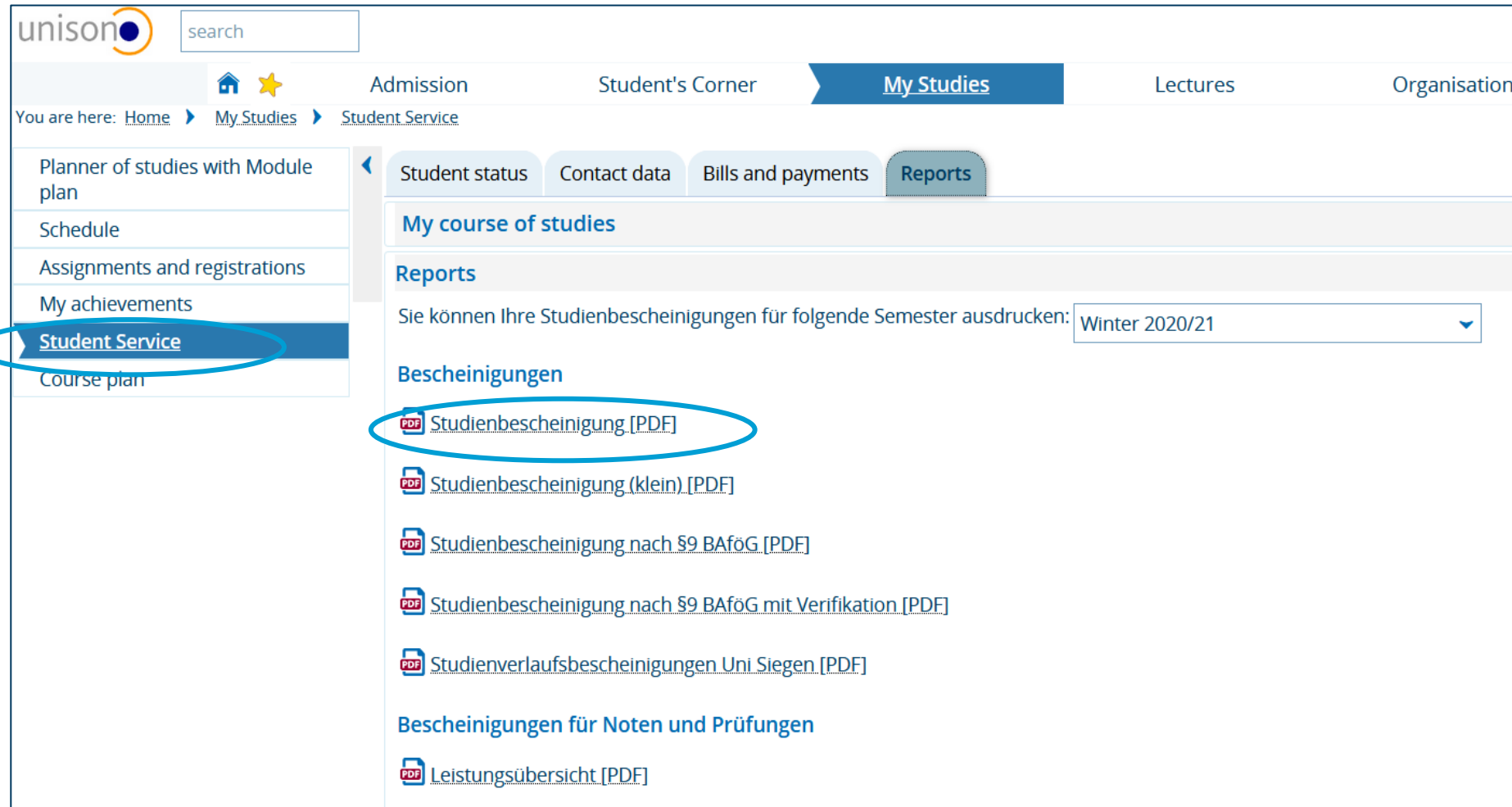
Auszeichnung für Siegener Chemie-Professor
Message from 14.03.2018 at 08:29 o'clock
Prof. Dr. Carsten Engelhard aus dem Department Chemie und Biologie der Universität Siegen ist mit dem Mattauch-Herzog Förderpreis der Deutschen Gesellschaft für Massenspektrometrie ausgezeichnet worden.

Delegierte benötigen viele Visitenkarten
Message from 12.03.2018 at 14:49 o'clock
18 Studierende der Universität Siegen nehmen Ende März an der UN-Simulation in New York teil und vertreten die Bundesrepublik Somalia.

Gebärdensprache neu gedacht
Message from 12.03.2018 at 13:37 o'clock

Personalize your startpage My tabs Reset Personal settings

Certificate of study



The screenshot shows the unison student portal interface. At the top left is the unison logo and a search bar. The navigation bar includes 'Admission', 'Student's Corner', 'My Studies' (highlighted), 'Lectures', and 'Organisation'. Below the navigation bar, a breadcrumb trail reads 'You are here: Home > My Studies > Student Service'. A left-hand menu lists various options, with 'Student Service' circled in blue. The main content area is titled 'My course of studies' and has a 'Reports' sub-tab selected. It displays the text 'Sie können Ihre Studienbescheinigungen für folgende Semester ausdrucken:' followed by a dropdown menu set to 'Winter 2020/21'. Below this, a section titled 'Bescheinigungen' lists several PDF links, with the first one, 'Studienbescheinigung [PDF]', circled in blue. Other links include 'Studienbescheinigung (klein) [PDF]', 'Studienbescheinigung nach §9 BAföG [PDF]', 'Studienbescheinigung nach §9 BAföG mit Verifikation [PDF]', and 'Studienverlaufsbescheinigungen Uni Siegen [PDF]'. A section titled 'Bescheinigungen für Noten und Prüfungen' contains a link for 'Leistungsübersicht [PDF]'.

You are not alone!



- Please visit the ESE of your faculty!



- If you have questions, please contact your faculty/ the student representatives of your course of studies.
- Information can be found here
<https://www.uni-siegen.de/zsb/anfaenger/studienstart.html.en?lang=en>
→ Information on your student email account, information on pre-courses, information on ESE, unisono video tutorial

Moodle

What is moodle?

- Online learning platform
- Log into your digital classroom
- Organization of courses
- Syllabus and important documents to prepare (literature, obtaining credit points...) and to learn (transcripts, etc.)
- Options for examinations (upload assignments, take tests...)
- Communication with other students
- Possibility to ask questions



Moodle



<https://moodle.uni-siegen.de/>

UNIVERSITÄT SIEGEN

Uni Siegen - E-Learning (Moodle)

moodle

Startseite

Kursbereiche

- Fakultät I
- Fakultät II
- Fakultät III
- Fakultät IV
- Fakultät V
- Zentrum für Lehrerbildung und Bildungsforschung (ZLB)
- Referat
- Studierendenservice
- Zentrale Wissenschaftliche Einrichtungen
- Serviceeinrichtungen
- Sonstige hochschulinterne und -nahe Einrichtungen
- Zentrale Organe, Gremien ...
- Zentrale

Willkommen beim Lernmanagementsystem moodle

ZIMT

Das Zentrum für Informations- und Medientechnologie (ZIMT) der Universität Siegen bietet mit dem Lernmanagementsystem Moodle die Möglichkeit, Lehrveranstaltungen webbasiert zu unterstützen, d.h. virtuelle Kursräume können begleitend zur Präsenzlehre eingesetzt werden.

Erste Schritte für Lehrende

Um in moodle Kurse erstellen zu können, beantragen Sie Ihre Erstellerrechte über den Link "Kursantragsformular für Lehrende" (s. auch rechts im Block "Informationen"). Ebenfalls in diesem Block ist das PDF "Kurzeinführung für Lehrende" mit Anleitungen zum Erstellen erster Kurse verfügbar.

Als Kursersteller*in werden Sie in den Kurs „moodle-Portal für Lehrende“ als Teilnehmer*in eingetragen. Dort finden Sie aktuelle Informationen, Tipps & Tricks und FAQs rund um moodle.


First steps as a teacher

In order to create courses in moodle, you need to apply for your creator rights via the link "Kursantragsformular für Lehrende" (i.e. "Course application form for teachers").

Neue Ankündigungen

7. Mai, 10:54
Jörg Sprügel

LOGIN



Central Login

Zentraler Login der Universität Siegen
JA-SIG Central Authentication Service

UNIVERSITÄT SIEGEN

Bitte geben Sie Ihren Benutzernamen und Ihr Passwort ein.

Benutzername:

Passwort:

Ich möchte gewarnt werden, bevor ich mich in einen anderen Bereich einlogge.

ANMELDEN LÖSCHEN

Find your courses and log in

The image shows a two-step process for finding a course on Moodle. The top screenshot shows the Moodle dashboard with a search box in the navigation menu highlighted by a red circle. An arrow points from this search box to a second screenshot below. The second screenshot shows the search results for 'recent advances in machine learning', with the top result 'Recent Advances in Machine Learning' selected. The search results show the course title, the lecturer 'Otmar Loffeld', and a brief description of the module.

UNIVERSITÄT SIEGEN

moodle

Dashboard bearbeiten

Navigation

- Dashboard
- Startseite
- Website
- Meine Kurse
- Kursliste**

Kurse suchen

Kursübersicht

Favoriten

Letzter Zugriff

Kachel

Keine Kurse

Neue Ankündigungen

26. Feb, 17:03
Jörg Sprügel
Wartungsarbeiten (19.03.2021)

26. Feb, 16:59
Jörg Sprügel
Wartungsarbeiten am Videoportal
OpenCast
Ältere Themen ...

Aktuelle Termine

Keine weiteren Termine
Zum Kalender ...

Uni Siegen - E-Learning (Moodle)

März 2021

Kurse suchen

Suchergebnisse: 2

Recent Advances in Machine Learning

Dozent/in: Otmar Loffeld

This module will present recent advances in machine learning in different fields of data science including imaging, vision, graphics, mechatronics, and sensorics. It addresses advanced techniques in the fields of machine learning, deep learning and artificial intelligence, with a particular focus on recent research papers, novel application areas and open questions in the aforementioned fields. Based on basic prior knowledge gained in other courses, this module specifically focuses on the state-of-the-art in machine learning by introducing recent publications from the leading international conferences on machine learning (e.g. NeurIPS, ICML, ICLR), computer vision (CVPR, ICCV, ECCV), or their application in fields like computer graphics, 3d reconstruction, robotics, navigation, medicine, or body-worn sensorics. After covering the theory of such work in the first half of the semester, a project phase will ask every student to implement and apply the discussed techniques on their own in one of the leading machine learning frameworks in the second half of the semester. The results of the project phase need to be presented to the class and a short final report on the project will be the courses examination. This will be an exciting interdisciplinary lecture for advanced master students from mechatronics and computer science! We have 6 different lecturers from the center for sensor systems (ZSS) of which will present a specific recent machine learning related research topic from his field of research and offer a related project. Our lecturers are



- Once the semester starts you'll find your courses on moodle.
- Lecturers will usually give you a password in the first class and tell you the name of the course on moodle.
- If there are several search results take the most recent one.

Find your courses and log in



A screenshot of the Moodle course search interface for Uni Siegen. The page title is "Uni Siegen - E-Learning (Moodle)". The breadcrumb trail shows "Dashboard / Kurse". On the left, a "Navigation" sidebar lists "Startseite", "Website", "Meine Kurse", "Kurse", and "Kursliste", with "Kursliste" circled in blue. A blue bracket on the right side of the list groups the first five items. The main content area has a search bar labeled "Kurse suchen" with a "Start" button and a help icon. Below the search bar is a list of search results, each preceded by a right-pointing arrow: "Fakultät I", "Fakultät II", "Fakultät III", "Fakultät IV", "Fakultät V", "Zentrum für Lehrerbildung und Bildungsforschung (ZLB)", "Referat Studierendenservice", "Zentrale Wissenschaftliche Einrichtungen", "Serviceeinrichtungen", "Sonstige hochschulinterne und -nahe Einrichtungen", "Zentrale Organe, Gremien ...", "Zentrale Universitätsverwaltung", and "Semesterapparate". A blue bracket on the left side of this list groups the first five items.

Alternatively you can also find your courses by searching in the list of courses.

Course Organization

- Once you are logged into the course you'll get an overview.
- Here you'll find the syllabus, important information and documents.
- This may look different, depending on your lecturer.



UNIVERSITÄT SIEGEN "Der Menschenfeind": Molière/Hofmannsthal

Dashboard / Meine Kurse / "Menschenfeind"

Navigation

- Dashboard
- Startseite
- Website
- Meine Kurse
 - Am Lit Hist I (2020/21)
 - Beat Poetry
 - BNW and Island
 - Irish Theatre
 - "Menschenfeind"
 - Teilnehmer/Innen
 - Badges
 - Bewertungen
 - Allgemeines
 - Lektüresitzung
 - Die Form des Dramas
 - Die höfische Gesellschaft
 - Erster Weltkrieg und die Künste
 - Wiener Theaterlandschaft um 1900
 - Editorial Fictions
 - English Literature II 2019

Ankündigungen

Lektüresitzung

Seminarplan

Die Form des Dramas

- Vogel, "Who's there?"
- Mang, "Schattenspiele"
- Alankaya et al., Die Form des Dramas

Die höfische Gesellschaft

- Defaux, "The Comic at Its Limits"
- Broch, Hofmannsthal und seine Zeit

UNIVERSITÄT SIEGEN Oscar Wilde: Life and Art, Criticism and Cosmopolitanism

Dashboard / My courses / Oscar Wilde

Navigation

- Dashboard
- Site home
- Site pages
- My courses
 - Am Lit Hist I (2020/21)
 - Beat Poetry
 - BNW and Island
 - Irish Theatre
 - "Menschenfeind"
 - Editorial Fictions
 - English Literature II 2019
 - English Literature IV 2020
 - Free Speech
 - History and Music
 - HoED1
 - Drama2
 - Jane Austen and Beyond
 - Musical Autobiographies
 - Nach Szondi
 - Oscar Wilde

- Course Syllabus
- MAPs (and Other Exams) Planning
- PL and SL Requirements
- MAP Guidelines
- How to Begin Writing a Scholarly Paper
- Presentations
- Course Terms

15 July 2019

15 July 2019 (10:00-15:00)	
10:00-12:30	Welcome & Introductions
12:30-13:15	Lunch
13:15-15:00	"The Decay of Lying" (970-992)

Dashboard



UNIVERSITÄT SIEGEN

Navigation

- Dashboard
- Startseite
- Website
- Meine Kurse
- Kursliste

Kurse suchen

Kursübersicht

Alle (außer aus Ansicht entfernte)

Letzter Zugriff Kachel

Neuere deutsche Literaturwissensch...
Thomas Mann: Erzählungen

Seminar für Anglistik
Oscar Wilde: Life and Art, Criticism and ...

Seminar für Anglistik
Editorial Fictions

AMERICAN LITERATURE

Seminar für Anglistik
American Literary History I (WiSe 2020/21)

Germanistisches Seminar
"Der Menschenfeind": Molière/Hofmannsthal

Seminar für Anglistik
"Brave New World" and "Island": Huxley's ...

74% abgeschlossen

Neue Ankündig

26. Feb, 17:03
Jörg Sprügel
Wartungsarbeiten (19

26. Feb, 16:59
Jörg Sprügel
Wartungsarbeiten am
OpenCast
Ältere Themen ...

Aktuelle Termin

Keine weiteren Termin

Zum Kalender ...

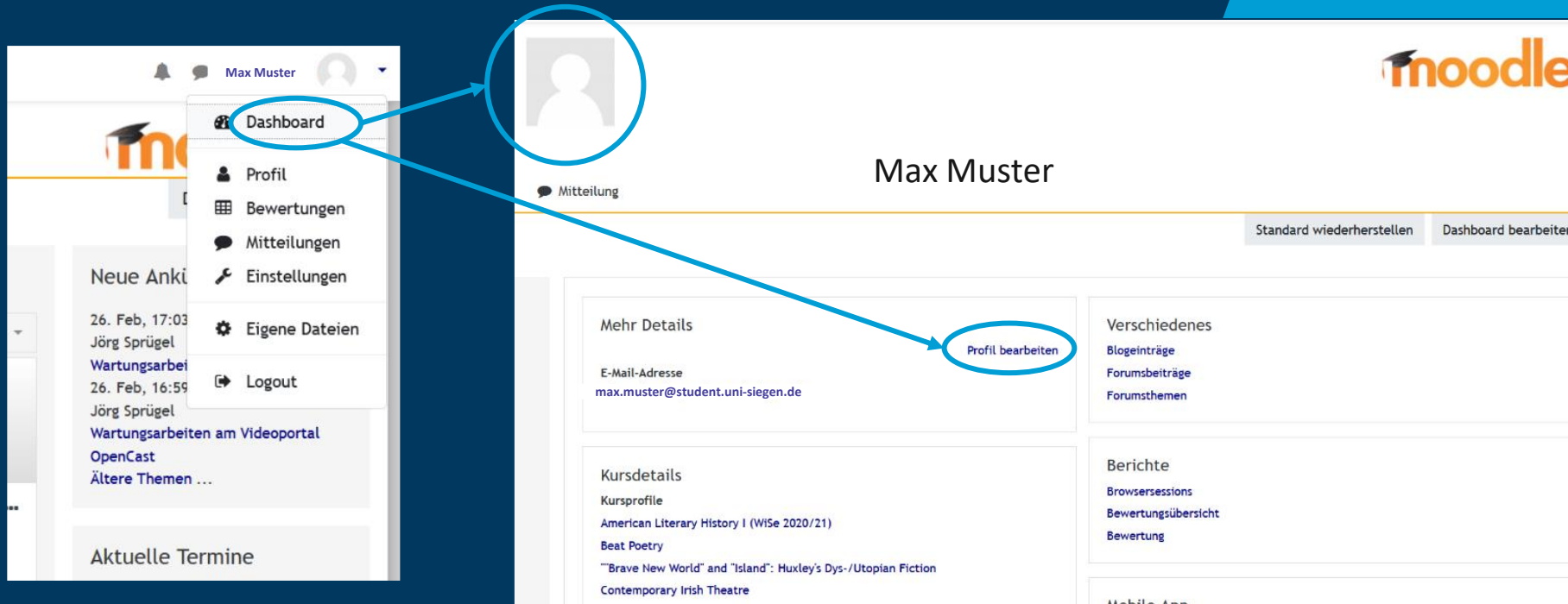
Kalender

März 20

Mo	Di	Mi	Do
1	2	3	4
8	9	10	11
15	16	17	18

To see an overview of all your courses simply navigate to „Dashboard“.

Personal Profile



You can complete your personal profile so lecturers and students can get to know you. This is not mandatory.

Overview moodle and Unisono

Why are there two different, yet important platforms?



- Choose courses and register
- Schedule and organizational matters
- Login with matriculation number



You can only participate in courses if you register for them via Unisono before the semester starts!

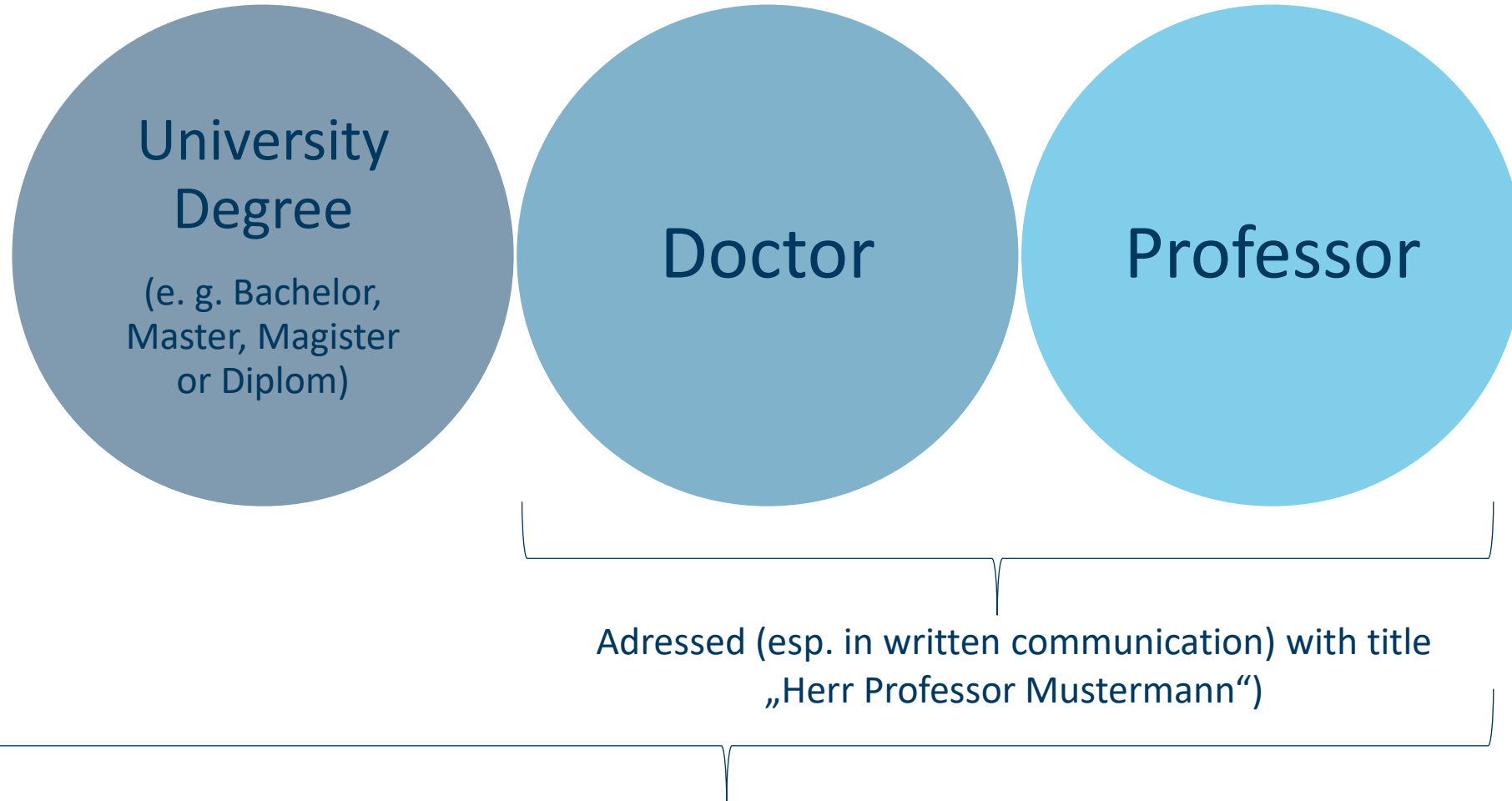


- Find courses you have been accepted in
- Learning & Course management
- Login with g-number



Admissions do NOT happen via moodle!

„Dozent“ (Lecturer) = „teacher“ at the Uni



Not every lecturer is a professor

How to communicate with lecturers?

Important:

Report when you have questions or problems!

Most lecturers have office hours. Information on them can be found on the lecturer's homepage.



Keep in mind:

- Usually, docents **do not** work on weekends or late at night.
- It is very likely that lecturers do not answer immediately, please leave enough time and do not contact them more often.
- Always be **polite!**
- **Lecturers are not responsible for your studies.**

How to communicate with lecturers?

Email to lecturers

- **Polite address.**
„Sehr geehrte*r Frau/ Herr Professor*in ...“
- **Be concise.**
Explain briefly but politely what your concern is and how he / she may help you.
- **Specify information on you.**
Matriculation number, which course at what day and what time, which semester, what do you study.
- **Use a polite conclusion such as:**
„Vielen Dank im Voraus für Ihre Antwort“
Mit freundlichen Grüßen,
your name



Always talk to lecturers formally; in German use the word „**Sie**“ unless they offer you „**Du**“ (which basically never happens.)

How to behave correctly! (Quiz)



How to behave correctly

Course starts at 10 am (c. t.). I arrive...

a) ... at 9.55am

b) ... at 10.10am

c).. at 10.30am

- ✓ c.t. =starts at 10:15 am
- ✓ Punctuality is very important in Germany.
- ✓ Docents normally start their courses on time and expect students to be there.

How to behave correctly

Even though you tried to be on time, you are 10 min late. What do you do?

a) I knock and apologize loud and clearly.

b) I skip the course.

c) I enter the room quietly and sit down on the nearest available seat.

✓ **Less disturbance when you enter quietly and carefully**

How to behave correctly

You are supposed to have a presentation with fellow students who you do not know.

a) I prepare my part independently and bring it with me on the day of the presentation.

b) I contact my fellow students and we work on the presentation together.

- ✓ **Teamwork is very important in Germany. It does not create a good impression if you did not communicate with your fellow students**
- ✓ **If you decide to not have the presentation, please tell your fellow students and your docent in time.**

c) I do not want to have a presentation with them, therefore I just do not show up for the presentation.

How to behave correctly

You do not understand something your docent just said.

a) I raise my hand and ask, or I report to my docent after the course.

- ✓ Most lecturers appreciate when you report to them in case of any questions or misunderstandings. You can also ask fellow students.
- ✓ Attention: in Germany, falling asleep during a course is very impolite!

b) I try to understand it at home.

c) I get frustrated, put my head on the table and fall asleep.

How to behave correctly

You are supposed to have a presentation in a few weeks. What do you do?

a) I wait until my lecturer gives me the necessary information.

b) On the day before the presentation, I copy some information from the internet.

c) I independently search for literature and other sources and contact my lecturer ahead of time.

✓ **A lot of independence will be expected of you. You should search for literature and sources on your own, however you will receive assistance from your docents if you ask them politely.**

How to behave correctly

You have to write a term paper.

a) I search on the internet for good information and copy it myself or maybe change it a little.

b) I search the internet and in the library for literature, write down my ideas and write my own text.

- ✓ **Look for (qualified) literature (e. g. NOT Wikipedia, www.hausarbeiten.de etc. and ask your docent if the literature is okay.)**
- ✓ **In Germany, you are expected to cite all information that is not your own.**
- ✓ **Plagiarism (copying ideas/ texts without any quotation or reference) is very dangerous – you can be exmatriculated!**
- ✓ **There are different services which can help you with your term paper (e. g. Language Centre).**

c) I just use the term paper of my friend.

How to behave correctly

You have to hand in a term paper in two weeks but you already know that you can not finish it in time.

a) I immediately contact my lecturer, explain my situation and ask politely if it was possible to postpone the deadline.

✓ **Most lecturers are very strict when it comes to deadlines, but if you ask politely, many will be willing to postpone the deadline a little bit – it is important (and fair) to be honest.**


b) I just hand in the paper two weeks late. It will be okay.

c) I write to my lecturer the night before the deadline that my cat died and I can only hand in my paper in two weeks.

Important values and behaviour

Be honest towards yourself, to your fellow students and to your docents. In Germany, honesty is very important. Admit when you have made a mistake.

Honesty and Fairness



Presence/ Independence/ Self-motivation

You chose to study – so please regularly attend and participate. This is the only way to go ahead. Ask your fellow students for help. If there are any problems report them, e.g. ask docents or us, the staff of ISA.

Please be on time for your lectures/ seminars. If you do arrive late enter quietly and sit down.

Punctuality



Respect and tolerance

Respect values, opinions and abilities of others.

ZIMT – Center for information and media technology

Email: support@zimt.uni-siegen.de

Phone: +49 (0) 271 740 4777

Room: H-D 2203

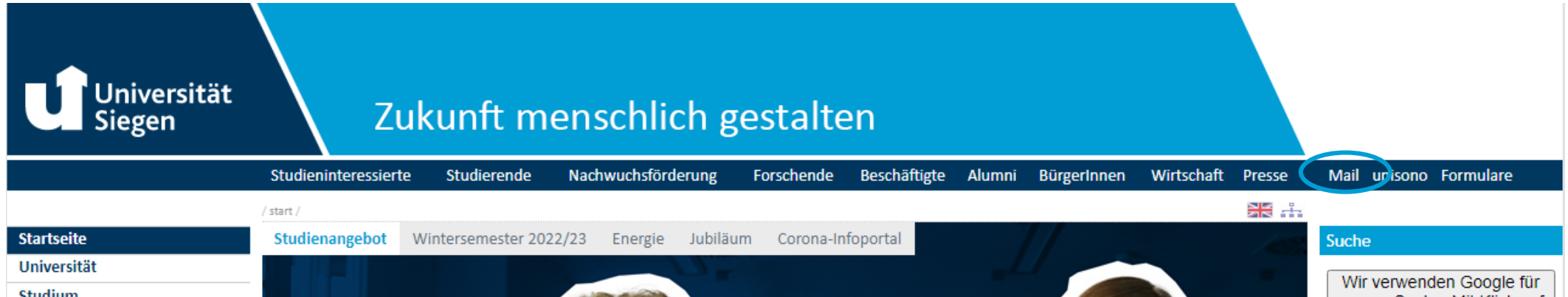
All information:

<https://www.zimt.uni-siegen.de/>



- Student email account
- WiFi
- Moodle
- Sciebo
- Lending of devices & Media tech
- ...

Student Email account



Activation at ZIMT or online (unisono)

Important:

- Check your email account regularly.
- Professors and Lecturers use this email address for all their communication.
- University of Siegen sends important information to this address (like reminders for your semester fee, information on examinations or bus transportation, update on corona-situation...).
- Some e-mail programs offer an automatic forward of e-mails to another address.



Student E-Mail account

Step 1

Log in to unisono.

Username corresponds to your matriculation number.

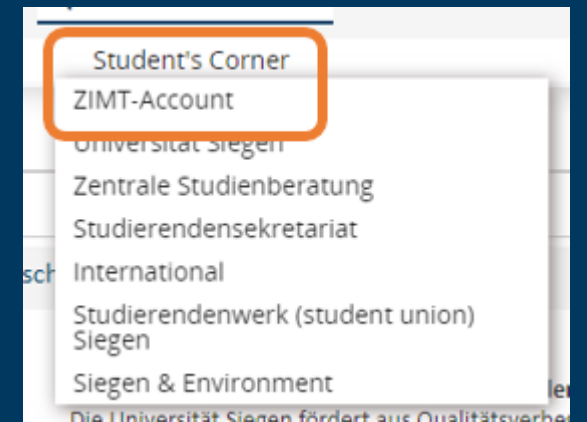
unisono



Step 2

Follow the following path:

1. Student's Corner
2. ZIMT Account



Student E-Mail account

Step 3

Follow the registration link.

Information about your ZIMT-account

Your ZIMT account consists of an e-mail account, with a personalized e-mail address, access to the teaching- and learning platform Moodle, access to EduROAM (Wi-Fi at German Universities), VPN access to the internal network of the University of Siegen, and other services

In order to be able to use your ZIMT account you have to perform a one-time activation acquiring your own password. To activate the account and acquire your password please click on the following link:

<https://stud-registrierung.zimt.uni-siegen.de/studikonto/>

Please note that it is compulsory to follow this link.

Step 4

Confirm the terms of use.

Zustimmung zur Rahmen- und Benutzungsordnung

Rahmen- und Benutzungsordnung des ZIMT der Universität Siegen (neues Fenster)

Ich bestätige dass ich die Rahmen- und Benutzungsordnung des ZIMT gelesen habe und ihr zustimme

Abbruch

Fortfahren

Student E-Mail account

Step 5

Assign a password and continue.

Vergeben Sie ein neues Passwort

Neues Passwort

Bestätigen

Step 6

Take a screenshot for your records.

Ihre Benutzerkennung lautet: **g12345**

Vorgang erfolgreich abgeschlossen
Bitte notieren Sie sich Ihre persönliche Benutzerkennung.

Identität: **Mitarbeiter**

Benutzerkennung	g12345
mit Scope, z.B. für eduroam	g12345@uni-siegen.de
Nachname	Muster
Vorname	Maik
E-Mail-Adresse	maik.muster@student.uni-siegen.de

Copying, scanning and printing

- Libraries
 - Modern scanners (free of charge)
 - Printing: Free if you bring your own paper - Copy: no longer possible!
- Copy shops in Siegen/ Siegen-Weidenau
- Book Shop Makelmuth (on campus AR)



Library – Library Card

- Different departments at different campuses
- Information: <https://www.ub.uni-siegen.de/index.php?id=1&L=1>

Requesting the library card (included in your USiCard)

- Fill in and sign form: **Formular für Studierende der Universität Siegen**
- Send form, copy of your passport and confirmation of studies via email to: benutzung@ub.uni-siegen.de.
- Or go to main library at Adolf-Reichwein-Campus.
- You'll be contacted by email as soon as the card is ready and can be picked up (Campus Adolf Reichwein) → please bring your passport



VPN

VPN offers the possibility to connect from a foreign network (e.g. from home) to the network of the University of Siegen in a safe way.

Why is it important?

Access to licensed databases and electronic journals with full texts of the University Library.



Manuals for each software



Library – E-Resources



- With the VPN client you can connect to the university network from outside.
- Information regarding download of the VPN client:
https://www.zimt.uni-siegen.de/dienste/netzwerk/vpn/software_anleitungen.html.en?lang=en



If the VPN is activated you have access to all e-resources of the library of the University of Siegen.

Library - Training



- Orientation in the library is not very easy.
- You should definitely take a training course.
- Training offers and dates: <https://www.ub.uni-siegen.de/index.php?id=schulungen&L=1>
- **Tutorials:** https://www.ub.uni-siegen.de/index.php?id=750&L=%24%7B_hash_%7Dc2622

Library tour: Thursday, 04.04.24

- 2 p.m. English
- 3 p.m. German

How can I improve my German?

Try to talk
to many
people
and make
friends

Join a
tandem
/buddy
program

Register for
German
courses at
the
Language
Centre

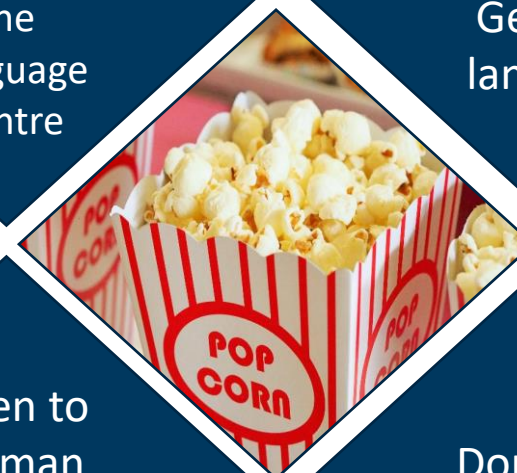
Watch
movies
German
language

Find
hobbies
where you
get in
touch with
people

Read
German
books,
magazines,
newspaper
s

Listen to
German
radio/
songs

Don't give
up!



Where do I find help?



- **Docents** (regarding the course)
- **Fellow students**
- **Study consultation** (for the organisation of your studies and questions, usually at every faculty)
<http://www.uni-siegen.de/zsb/studierende/fachstudienberatung.html?m=e>
- **Student Representatives (Fachschaften)** (students that invest in your field of study)
<https://www.asta.uni-siegen.de/index.php/studis/fachschaften/>

Where do I find help?



- **General Student Council (AStA)** (elected student representatives at Uni Siegen)
<https://www.asta.uni-siegen.de/>
- **Department International Student Affairs (ISA)**
<http://www.uni-siegen.de/isa/ansprechpartner/?lang=de>
- **Department STARTING**
<https://www.uni-siegen.de/starting/>
- **Psychological counselling**
<http://www.uni-siegen.de/zsb/psychologische/>

Please contact us if you have any questions or problems!

City tour

„Around the golden Crown“
- a Discovery tour along more than 800
Years of spectacular Siegen history

Sunday, 7th April 2024 at 2.30 p.m.

Fee: 10,-
registration: hallo@visitsiegen.de

uni-siegen.de



UNIVERSITY OF
SOUTH ALABAMA
QUERBEAT
ANDER MARGUS
ROY DAMRO & THE
ADRENALIZATI BOYS
1992ZHO EMMO
PAOLA CAROLINA


The next days...



Thursday

9.30 a.m. – around 4 p.m.

- Living in Germany – Tips and Tricks
- Pizza (You are invited 😊)
- 2 pm Library Tour



Evening program: International
Stammtisch at *Schabernack*,
Kornmarkt 10
7 p.m.

Friday

9.30 p.m. – around 4 p.m.



➤ Intercultural Awareness

➤ Lunch

➤ City Tour

➤ Evening program:
Pub Crawl with ESN

Thank you!

See you tomorrow!!

Follow us



on Instagram



Quellen der verwendeten Bilder:
<https://suedwestfalen.portal.pixelboxx.com> - www.pexels.com - <https://pixabay.com> - www.uni-siegen.de

